Child Unplugged



Whats Growing in your pot?

www.TheChildUnplugged.com

@TheChildUnplugged

Child Unplugged



Add leaves to this tree

Child Unplugged



Add fruit to this tree

Child Unplugged



Add some plants to this soil

www.TheChildUnplugged.com

@TheChildUnplugged

Child Unplugged



Can you find some worms living in the soil?

Child Unplugged



What can you find in the grass?

www.TheChildUnplugged.com

@TheChildUnplugged

Child Unplugged



Add some leaves in the wheelbarrow

www.TheChildUnplugged.com

@TheChildUnplugged

Child Unplugged



Can you make this into a flower?

www.TheChildUnplugged.com

@TheChildUnplugged

Child Unplugged



What can you add to these garden stepping stones?

www.TheChildUnplugged.com

@TheChildUnplugged

Child Unplugged





Can you make these garden tools?

www.TheChildUnplugged.com

@TheChildUnplugged

Child Unplugged



Can you make trace these garden gloves?

www.TheChildUnplugged.com

@TheChildUnplugged

Child Unplugged

PLAYDOUGH MAT INSTRUCTIONS

- Download.
- Print.
- Laminate or place it in a plastic wallet so you can wipe it clean and use it over and over again.
- Place on a table with playdough and other loose parts for children to play and learn.











Thank you for your purchase and for supporting my business.

I have plenty more downloads available and can also custom-make on request.
For any direct communication please feel free to message me, Hannah, any time on 0564429917



www.TheChildUnplugged.com
@TheChildUnplugged