
1
2
3


4
5
6
7
8
9


10







Child Unplugged





Child
Unplugged









Child
Unplugged









Child
Unplugged



Child
Unplugged

Finger Counting – Kids Activity.

A creative and hands-on way to teach number recognition, counting, and fine motor skills using paper finger cut-outs!

1. Print hands
2. Cut out individually
3. Show a number (e.g. 4), and have the child raise or glue down that many fingers.
4. Count together as hands are lifted or added.
5. Decorate the hands with stickers or numbers for extra fun.
6. Always laminate for long use.

Benefits:

- Enhances number sense using visual and tactile cues
- Boosts fine motor control and finger awareness
- Bridges concrete gestures with abstract math concepts
- Dramatically improves addition accuracy