Child Unplugged

Basket



1 Egg

Child Unplugged

Tree



2 Apples

Child Unplugged

Dirt



3 worms

Child Unplugged

Leaf



4 Ladybugs

Child Unplugged

Outer Space



5 Stars

www.TheChildUnplugged.com
@TheChildUnplugged

Child Unplugged

Sweet Jar



6 Sweets

www.TheChildUnplugged.com
@TheChildUnplugged

Child Unplugged

Pizza Slize



7 Toppings

www.TheChildUnplugged.com

@TheChildUnplugged

Rain Cloud



8 rain drops

Birthday Cake



9 Candles

Child Unplugged

Chocolate Cookie



10 Chocolate Chips

www.TheChildUnplugged.com

@TheChildUnplugged

Child Unplugged

PLAYDOUGH MAT INSTRUCTIONS

- Download.
- Print.
- Laminate or place it in a plastic wallet so you can wipe it clean and use it over and over again.
- Place on a table with playdough and other loose parts for children to play and learn.











Thank you for your purchase and for supporting my business.

I have plenty more downloads available and can also custom-make on request.
For any direct communication please feel free to message me, Hannah, any time on 0564429917



www.TheChildUnplugged.com
@TheChildUnplugged